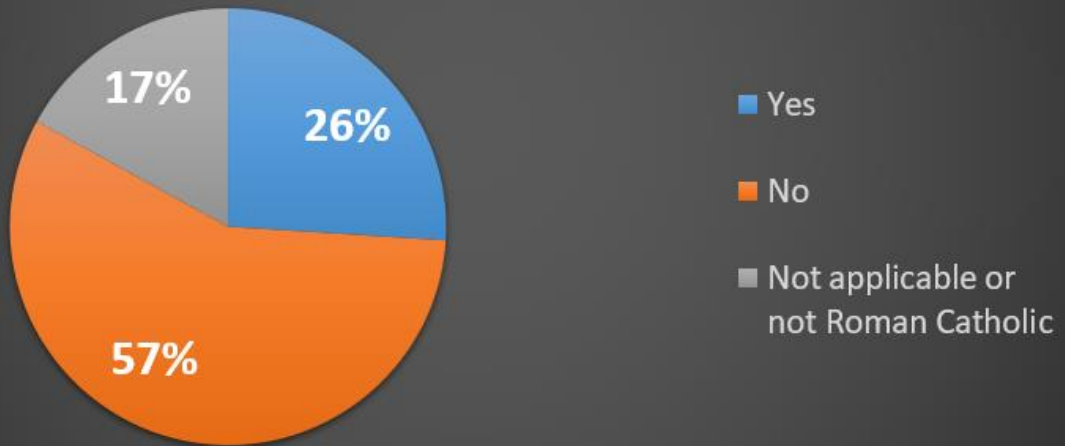


Q6. If you are Roman Catholic were you a regular Mass goer before the Covid pandemic and churches were closed the first time?

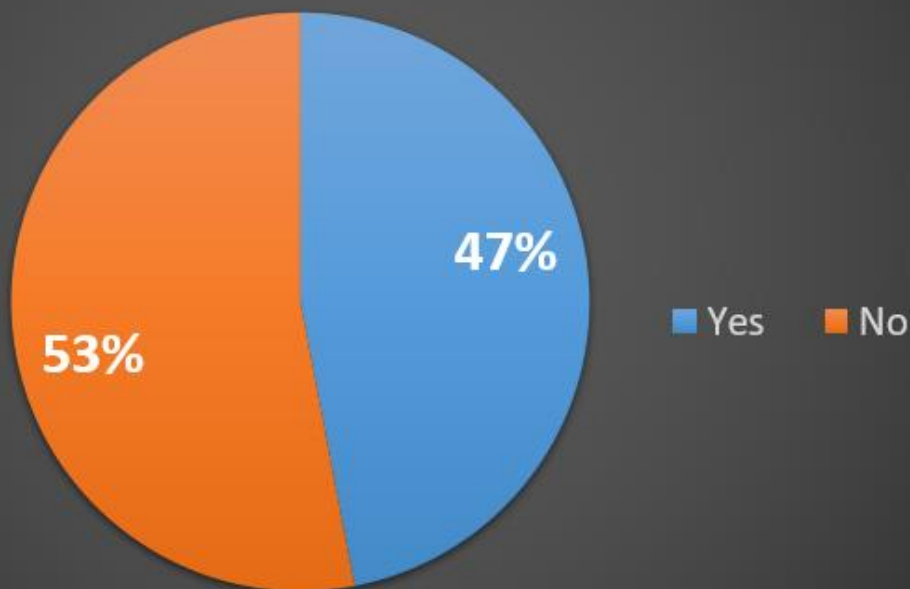


| | TOTAL | GENDER | | AGE | | | | CLASS | | REGION | | | |
|--------------------------------------|-------|--------|--------|----------|-------|-------|-----|----------|----------|--------|-----------------------------|---------|---------------------|
| | | Male | Female | Under 35 | 35-44 | 45-54 | 55+ | ABC1F50+ | C2DEF50- | Dublin | Leinster (excluding Dublin) | Munster | Connaught or Ulster |
| Yes | 26% | 24% | 27% | 19% | 17% | 23% | 38% | 24% | 27% | 20% | 23% | 28% | 36% |
| No | 57% | 59% | 56% | 64% | 64% | 60% | 47% | 57% | 59% | 62% | 57% | 58% | 51% |
| Not applicable or not Roman Catholic | 17% | 17% | 17% | 17% | 19% | 17% | 15% | 19% | 14% | 18% | 20% | 14% | 13% |

Thank you for being a member of the Amárach Panel.

If you have any queries about the panel, please contact us at panel@amarach.com

Q7. Are you going to Mass regularly again now that the churches are reopened?



| | TOTAL | GENDER | | AGE | | | | CLASS | | REGION | | | |
|-----|-------|--------|--------|----------|-------|-------|-----|----------|----------|--------|-----------------------------|---------|---------------------|
| | | Male | Female | Under 35 | 35-44 | 45-54 | 55+ | ABC1F50+ | C2DEF50- | Dublin | Leinster (excluding Dublin) | Munster | Connaught or Ulster |
| Yes | 47% | 49% | 45% | 34% | 43% | 45% | 54% | 47% | 47% | 49% | 54% | 42% | 45% |
| No | 53% | 51% | 55% | 66% | 57% | 55% | 46% | 53% | 53% | 51% | 46% | 58% | 55% |

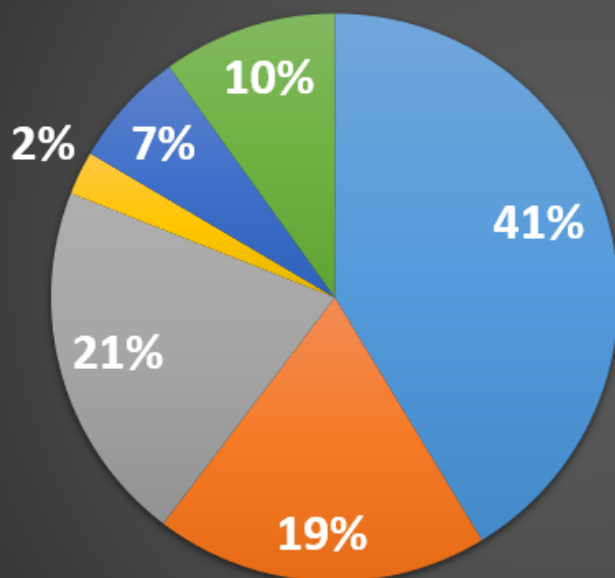
Thank you for being a member of the Amárach Panel.

If you have any queries about the panel, please contact us at panel@amarach.com

Results for Monday 21st March 2022

Sample: 1,500

Q8. Why have you not returned?



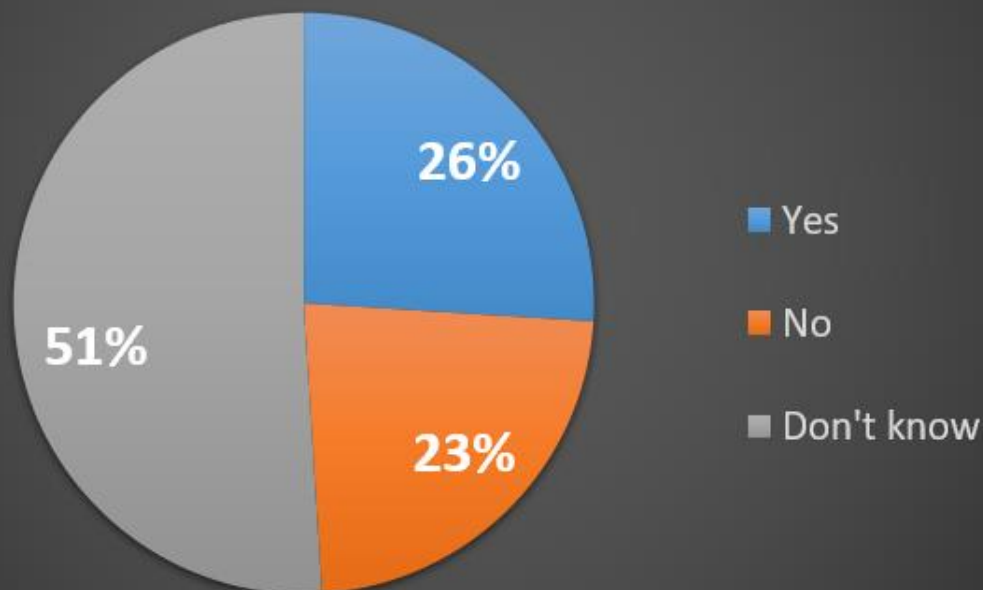
- I still have concerns about Covid-19 and public places
- I prefer to watch the mass on TV online or on the radio nowadays
- My faith isnt as strong as before Covid-19
- Wearing masks etc is off-putting
- I have health or other issues that prevent me from returning to Mass
- Other (please specify)

| | TOTAL | GENDER | | AGE | | | | CLASS | | REGION | | | |
|--|-------|--------|--------|----------|-------|-------|-----|----------|----------|--------|-----------------------------|---------|---------------------|
| | | Male | Female | Under 35 | 35-44 | 45-54 | 55+ | ABC1F50+ | C2DEF50- | Dublin | Leinster (excluding Dublin) | Munster | Connaught or Ulster |
| I still have concerns about Covid-19 and public places | 50% | 41% | 57% | 47% | 60% | 43% | 52% | 47% | 53% | 58% | 51% | 49% | 44% |
| I prefer to watch the mass on TV online or on the radio nowadays | 23% | 24% | 22% | 27% | 18% | 19% | 23% | 25% | 20% | 10% | 19% | 25% | 34% |
| My faith isnt as strong as before Covid-19 | 25% | 33% | 19% | 40% | 15% | 19% | 22% | 27% | 23% | 25% | 38% | 28% | 11% |
| Wearing masks etc is off-putting | 3% | 3% | 3% | 0 | 1% | 4% | 4% | 4% | 1% | 6% | 2% | 2% | 1% |
| I have health or other issues that prevent me from returning to Mass | 8% | 11% | 6% | 3% | 7% | 6% | 13% | 5% | 12% | 9% | 13% | 4% | 10% |
| Other (please specify) | 12% | 8% | 15% | 6% | 11% | 29% | 9% | 14% | 10% | 15% | 8% | 9% | 16% |

Thank you for being a member of the Amárach Panel.

If you have any queries about the panel, please contact us at panel@amarach.com

Q9 Will you return to regular Mass going now restrictions are fully lifted?

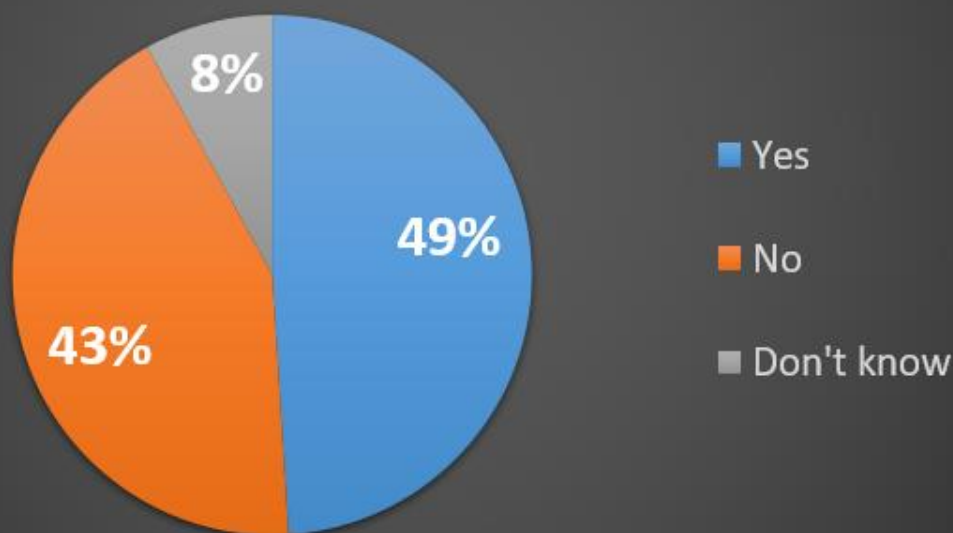


| | TOTAL | GENDER | | AGE | | | | CLASS | | REGION | | | |
|------------|-------|--------|--------|----------|-------|-------|-----|----------|----------|--------|-----------------------------|---------|---------------------|
| | | Male | Female | Under 35 | 35-44 | 45-54 | 55+ | ABC1F50+ | C2DEF50- | Dublin | Leinster (excluding Dublin) | Munster | Connaught or Ulster |
| Yes | 26% | 32% | 22% | 13% | 29% | 26% | 33% | 26% | 27% | 28% | 34% | 24% | 23% |
| No | 23% | 27% | 20% | 15% | 23% | 21% | 27% | 16% | 29% | 20% | 30% | 21% | 21% |
| Don't know | 51% | 41% | 58% | 72% | 48% | 53% | 40% | 58% | 44% | 52% | 36% | 55% | 56% |

Thank you for being a member of the Amárach Panel.

If you have any queries about the panel, please contact us at panel@amarach.com

Q10. Would you describe yourself as someone who is religious and or spiritual?



| | TOTAL | GENDER | | AGE | | | | CLASS | | REGION | | | |
|------------|-------|--------|--------|----------|-------|-------|-----|----------|----------|--------|-----------------------------|---------|---------------------|
| | | Male | Female | Under 35 | 35-44 | 45-54 | 55+ | ABC1F50+ | C2DEF50- | Dublin | Leinster (excluding Dublin) | Munster | Connaught or Ulster |
| Yes | 49% | 42% | 56% | 43% | 38% | 50% | 60% | 46% | 52% | 51% | 49% | 46% | 51% |
| No | 43% | 49% | 36% | 44% | 55% | 45% | 33% | 46% | 39% | 42% | 43% | 45% | 39% |
| Don't know | 8% | 9% | 8% | 13% | 7% | 5% | 7% | 8% | 9% | 7% | 8% | 9% | 10% |

Thank you for being a member of the Amárach Panel.

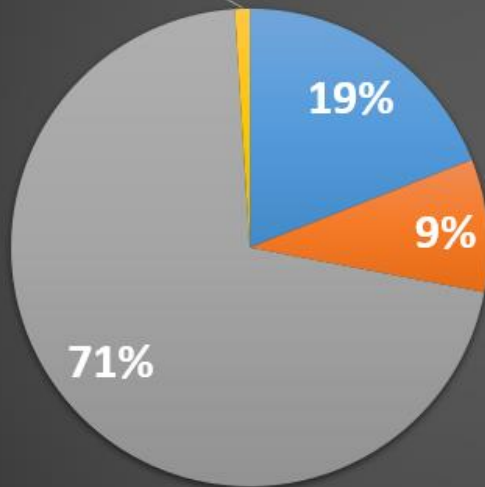
If you have any queries about the panel, please contact us at panel@amarach.com

Results for Monday 21st March 2022

Sample: 1,500

Q11. Looking back over the past two years and the covid-19 pandemic would you say you are more religious or spiritual than before the pandemic less than before or the same as before?

1%



- More religious or spiritual than before
- Less religious or spiritual than before
- Same as before
- Dont know

| | GENDER | | AGE | | | | CLASS | | REGION | | | |
|---|--------|--------|----------|-------|-------|-----|----------|----------|--------|-----------------------------|---------|---------------------|
| | Male | Female | Under 35 | 35-44 | 45-54 | 55+ | ABC1F50+ | C2DEF50- | Dublin | Leinster (excluding Dublin) | Munster | Connaught or Ulster |
| More religious or spiritual than before | 19% | 21% | 19% | 21% | 16% | 20% | 16% | 22% | 20% | 19% | 20% | 16% |
| Less religious or spiritual than before | 9% | 8% | 15% | 10% | 8% | 6% | 11% | 7% | 7% | 11% | 13% | 7% |
| Same as before | 71% | 70% | 65% | 69% | 75% | 74% | 72% | 71% | 72% | 70% | 67% | 77% |
| Dont know | 1% | * | 1% | * | 1% | * | 1% | 0 | 1% | * | * | 0 |

Thank you for being a member of the Amárach Panel.

If you have any queries about the panel, please contact us at panel@amarach.com